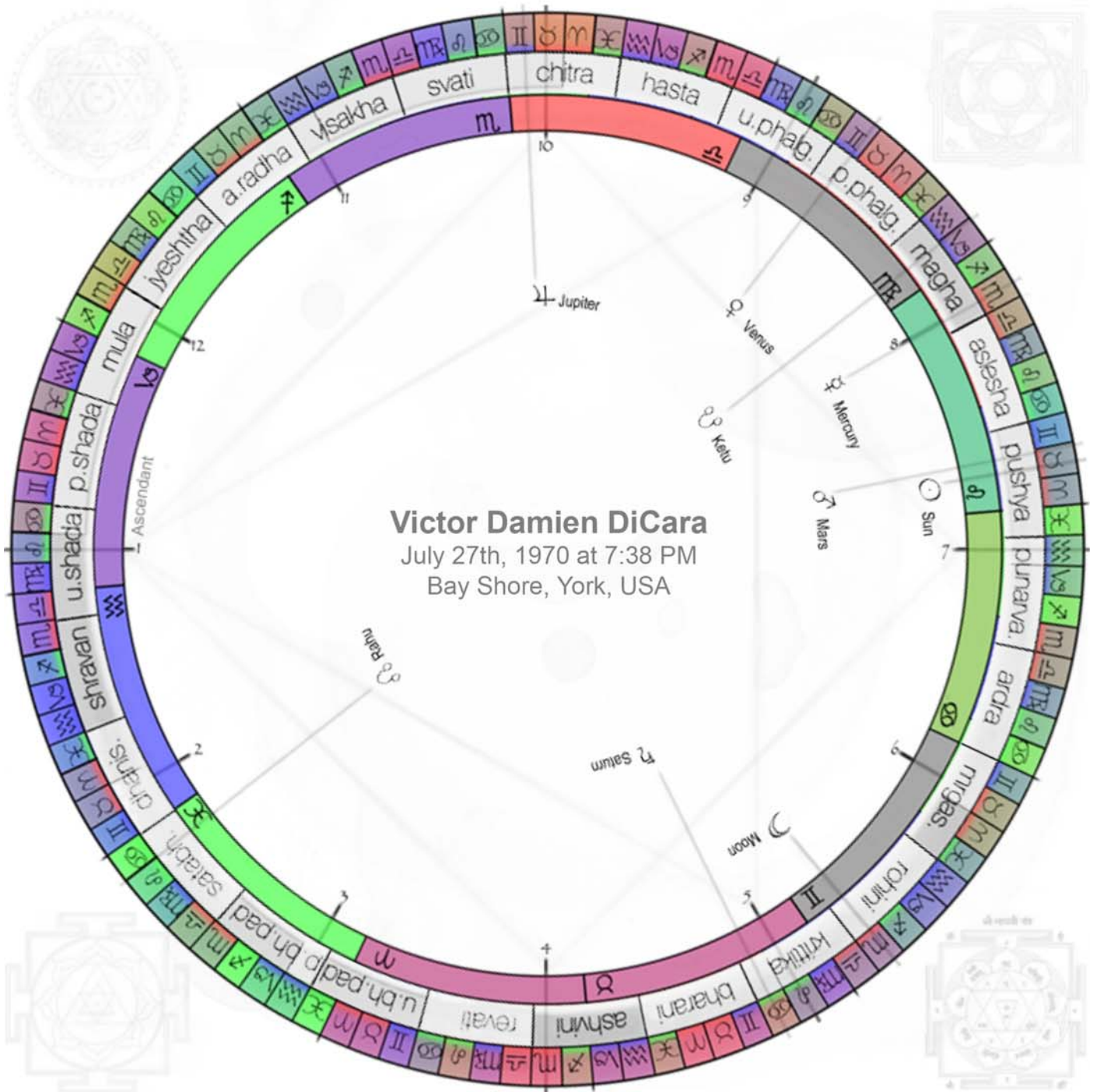
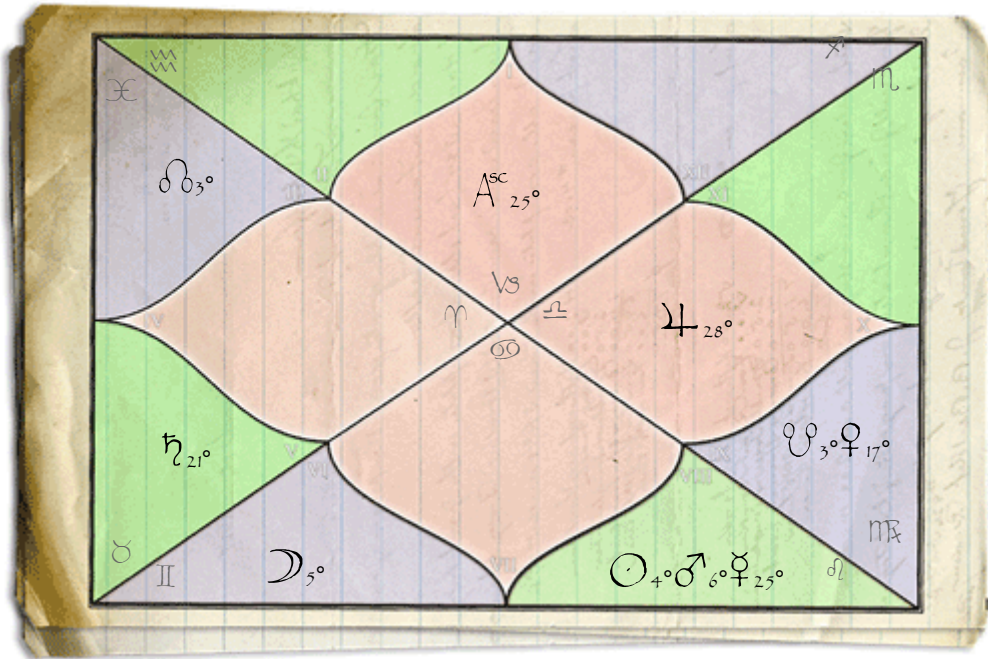
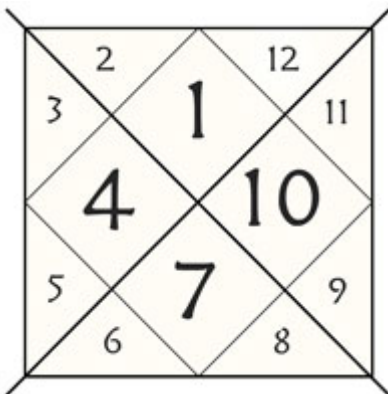


Your Elements & Modes





The diagrams above are two different styles of depicting your birth chart - the positions of the stars and planets relative to your location on earth when you were born. I use two zodiacs simultaneously, 27 sidereal stars and 12 tropical signs.



I "read" these symbolic diagrams for you, but if you find it interesting, the symbols are: ♈ - Aries, ♉ - Taurus, ♊ - Gemini, ♋ - Cancer, ♌ - Leo, ♍ - Virgo, ♎ - Libra, ♏ - Scorpio, ♐ - Sagittarius, ♑ - Capricorn, ♒ - Aquarius, ♓ - Pisces. And ☉ - Sun, ☾ - Moon, ☿ - Mercury, ♀ - Venus, ♂ - Mars, ♃ - Jupiter, ♄ - Saturn, ♅ - Rahu, ♆ - Ketu.

At left you will find how the houses are numbered in the square chart. In the circular chart they are marked along the inner rim. The inner ring of the circle are the twelve zodiac signs. The middle ring are the 27 star zones of the lunar zodiac. The outermost are subdivisions of the twelve signs. So, there are two zodiacs at the same time: The twelve signs and the twenty eight stars. My system of astrology utilizes both where the twelve signs are relative to the vernal equinox (a.k.a. "tropical") and the 27 stars are purely stellar phenomena (a.k.a. "sidereal"). If you like you can learn more about [my zodiac system](#).

About This Reading


The point of this reading is to help you better know and understand yourself. It will act like both a mirror and the eyes, for it will show you images of yourself from an impartial perspective.

This reading shows a profiles of your psychological characteristics from three perspectives. The "elemental" profile gives the broadest perspective of your emotional nature. The "modes" explore how you act and react - how you express your energy. The "gunas" explore your habits of perception and reaction.

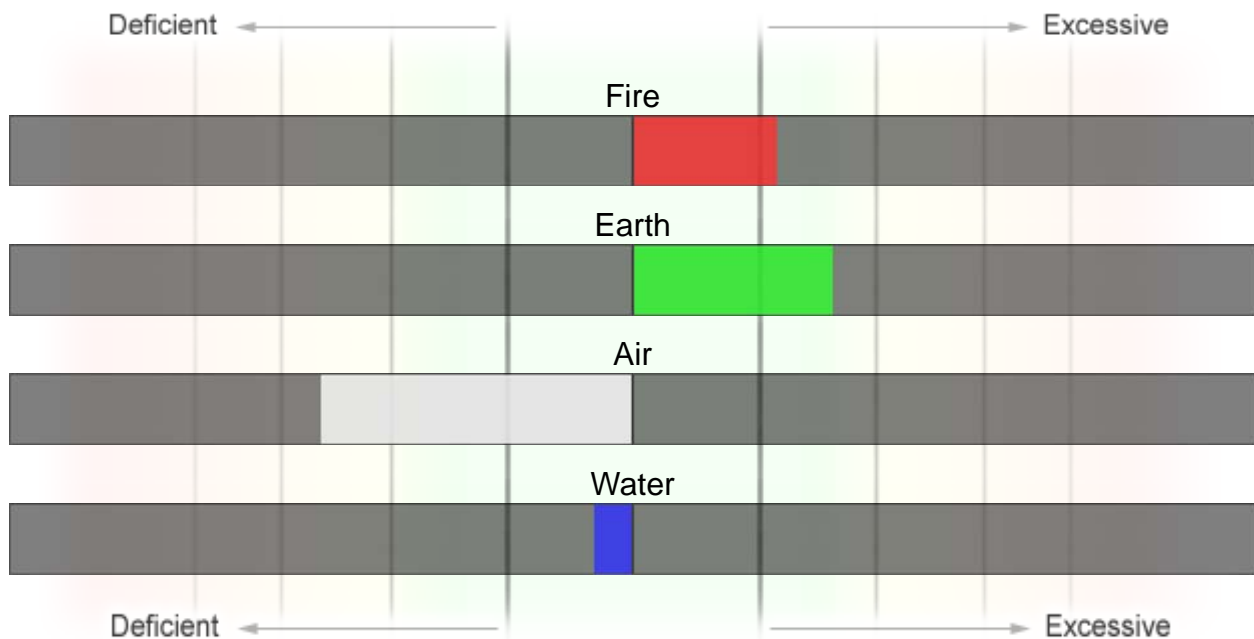
Balance of Elements

The four elements describe our orientation towards experiencing life. Fire gives light and can burn, so is the force of guidance and government. Earth gives solidity so it is the force of practicality and strength. Air moves things around and so it is the force of exchange (and thus communication and intellect as well). Water reflects, thus it is the force causing self-awareness.

Your ratio of these elements:



Expressed as deviations from your baseline norm, it is easier to see which elements are in balance or not:



You have three unbalanced elements: air is deficient, and fire and earth are excessive. The primary polarity is between deficient air and excessive earth.

Deficient Air / Excessive Earth

The Air Element

Air is the element that allows for *circulation*. Air is the force of nature that allows us to move.

This has many different ramifications. In its most basic sense *circulation* creates a desire for movement; a desire for different experiences; this means a desire to have fun and experience different sensations by placing ourselves into many different situations. In the mental sense, *circulation* generates intelligence - the ability to move around a fact and see its many different facets from many different points of view.

Earth is the element that provides *solidity and sustenance*. Earth is the force of nature that makes us firm, sturdy, and stable.

Being "solid" applies to many things. In practical matters, solidity refers to financial stability. Solidity also has an affect on our minds. A solid mind holds opinions firmly. Earth asks, "Why change? The stability I already have is not something I should risk losing." Thus earth exerts a force of caution and prudence.

Effects of a Low Air / High Earth Polarity

The effect is *inflexibility*. There are many side effects of inflexibility. For example, this polarity makes us opinionated, we are too confident in our own conclusions and not willing to explore various viewpoints. That is one sense of the "inflexibility" of this polarity. Just being aware is half the battle. Our minds have lots of strength and solidity, but are a little bit insensitive to the truth that other's don't. We expect others to have the same mental and emotional strength and solidity as we do, and are unaware of how overpowering and overbearing our expressions and opinions can seem to others.

Another branch of *inflexibility* is a dominance of seriousness. Earth is very serious and practical, while air is very carefree and fun. The polarity of deficient air paired with excessive earth causes us to take life quite seriously. It is easy to be unaware that most other people interpret this as being uptight or overly intense all the time, never relaxing. Actually, they are probably right - at least to a large extent. This polarity makes us really need to make conscious efforts to set limits on how much we work; and take more time out to just sit around "doing nothing" and relaxing, enjoying the company of others. "All work and no play." That is a phrase that is appropriate to contemplate and avoid falling into.

We come across as very *heavy*. The way we express ourselves is overly powerful. It's very helpful to realize that excessive earth gives our mental and emotional "circuits" a lot of strength and "capacity" to hold a lot of "current." Others without strong earth in their nature don't have these capacitors in their circuitry - so when we express ourselves to most people, they feel "shocked" even "fried" by our forcefulness. Deficient air means we need to make conscious effort to be more *sensitive* to the electrical capacity of other people. Strong earth people express their strong opinions forcefully, but *also* having deficient air makes it harder for us to realize that not everyone has lots of earth in their nature. Such people are timid about expressing their opinions and if we are not careful, we wind up totally silencing them and making them feel silenced.

The positive spiritual implications of this polarity is that you have a huge reservoir of *seriousness* to draw upon. Therefore you are more likely to apply yourself very diligently and firmly to a spiritual path *if* you are fortunate enough to find and understand one that fully appeals to your very practical, tangible nature. You need a spiritual path that is not all words and feelings, but is very demonstrable, realistic, and has observable and verifiable practical applications.

tech notes

	Signs	Houses	Planets
Fire	♂, ♏, ♏	1, 5, 9	♂, ☉
Earth	♉, ♎, ♎	2, 6, 10	♃ [♃, ♀]
Air	♊, ♒, ♒	3, 7, 11	♆ [♃]
Water	♋, ♌, ♌	4, 8, 12	♁ [♃, ♃]

The logic of the above, and the exact math of the calculations below are too elaborate to fully describe here, but the following should give you a good idea of the constituents of your elemental balance.

Elements from the Signs

Fire signs have 3 planets. Earth signs have 2. Air signs have 2. Water signs have 0. The ascendant is earth. The ascending navamsha is fire. The ascendant lord's sign is earth. The Moon's sign is air.

Elements from the Houses

Fire houses have 2 planets. Earth houses have 2. Air houses have 0. Water houses have 3. The ascendant lord is in a house of fire. The Moon is in a house of earth. The rising navamsha is in a house of water.

Elements from the Planets

Each planet asserts an elemental affect by influencing - via physical proximity ("conjunction") or line-of-sight ("aspect") - sensitive points in your birth chart: the ascendant, it's lord, and the Moon.


TOTAL ELEMENTS

23.9 31%	25.6 33%	9.7 13%	18.2 24%
-------------	-------------	------------	-------------

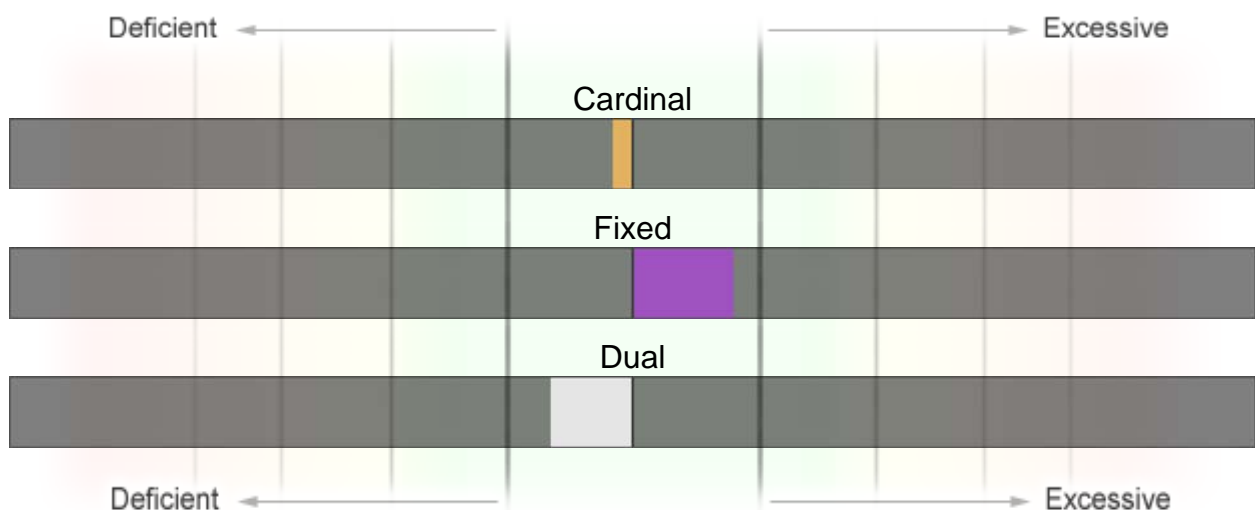
Balance of Modes

The modes describe how our energy moves towards a goal. Cardinal energy moves towards new goals. Fixed energy commits to established goals. Dual energy seeks a transformation and is in the process of moving from one goal to another.

Your ratio of modes:



Expressed as deviation from your baseline:



Balance

The three modalities are well balanced in your nature. This is ideal, as it gives you access to work in whatever mode is most appropriate to the task at hand. You can be ambitious and aim high when you want to, just as you can also be tenacious and stable when it is appropriate; and you can also do many different things at once when called for.

Within the context of this balance, *fixed* is your most prominent mode. It is slightly excessive compared to the others. The fixed mode is slightly higher than the others. This means that your main trait is valuing the things you have attained, and going deeper into perfecting them. Because this mode is relatively balanced with the others you still can easily set new goals and explore new options as well.

tech notes

	Signs	Houses	Planets
Cardinal	♈, ♈, ♎, ♎	1, 4, 7, 10	♂, ☾
Fixed	♉, ♊, ♋, ♌	2, 5, 8, 11	♃, ♀
Dual	♊, ♋, ♌, ♍	3, 6, 9, 12	♀, ♃

Modes from the Signs

Cardinal signs have 1 planets. Fixed signs have 4. Dual signs have 2. The ascendant is cardinal. The ascending navamsha is fixed. The ascendant lord's sign is fixed. The Moon's sign is dual.


Modes from the Houses

Cardinal houses have 1 planets. Fixed houses have 4. Dual houses have 2. The ascendant lord's house is fixed. The Moon's is dual. The rising navamsha is in a fixed house.

Modes from the Planets

To summarize these elaborate calculations, by conjoining or aspecting the ascendant, it's lord and the Moon each planet asserts a modal influence. This tally represents the sum of those influences.

TOTAL MODES



Balance of Gunas

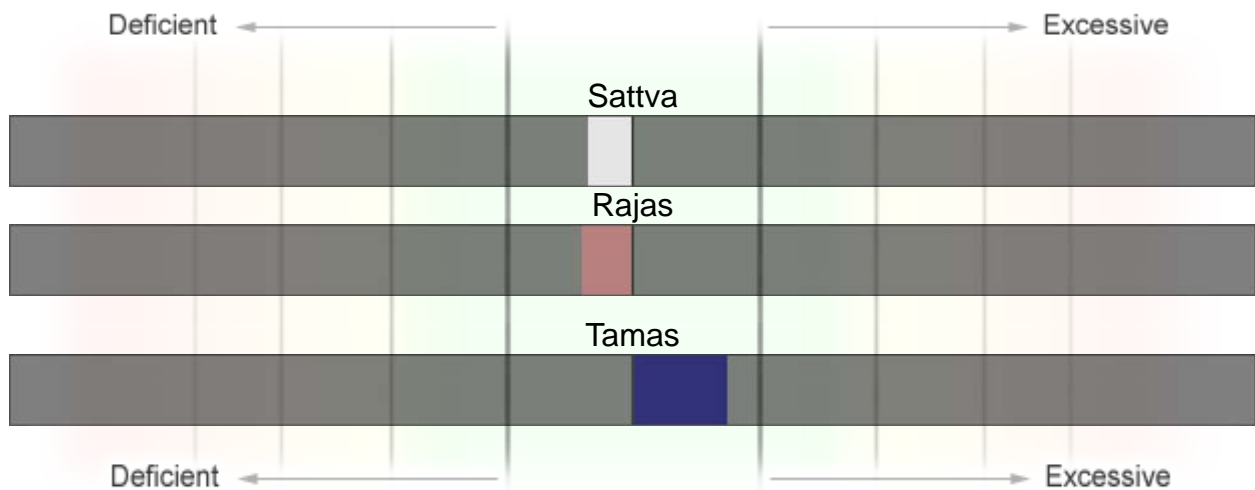
The *gunas* describe how we are habituated to perceive the world. *Sattva* habituates us to clarity - we tend to see the world through careful thought. *Rajas* habituates us to action - we see many enjoyable things in the world and want to obtain them. *Tamas* habituates us to rest - we prefer to dream of a different world.

Your ratio of *gunas*:

This section is experimental. I share it with you as a "beta."



Expressed as deviation from your baseline:



Balance

Your *guna* are nicely balanced. This is great! It indicates that you can operate with a healthy blend of knowledge, action and rest. In other words you can be pensive, decisive or patient as needed. You can study a situation and make a strategy, act, and rest at appropriate times and in appropriate ratios.

Within the context of this balance, *tamas* is your most prominent *guna*. It is slightly excessive compared to the others. Slightly excessive *tamas* indicates that we acquire knowledge and exert energy for the sake of following our dreams. We value time spent apparently "idle" because we know firsthand that such idle times generate the most important inspirations and ideas. We sleep soundly and dream productively.

tech notes

Each of the 12 signs has a specific blend of the three gunas. The sign occupied by the sensitive points in your chart (The ascendant, it's lord, and the Moon) impart that blend towards your guna balance. Each lunar mansion has a specific guna, and so does each navamsha sign. The guna of the lunar mansion and navamsha also contribute to your guna balance.

Ascendant's Gunas from the Signs

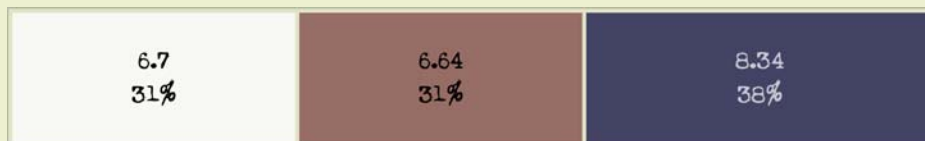
Moon's Gunas from the Signs

1st Lord's Gunas from the Signs

Each planet also carries the influence of a specific guna. By aspecting or conjoining sensitive points, the planets convey their gunas to our nature. The complex calculations of this are summarized:

Gunas from Planets

TOTAL GUNAS



Thank You

I encourage you to look at the bar graphs describing your balances. Depending on how far the graphs extend away from the center that is the *extent* to which your balances are excessive or deficient. So what I would like to encourage you to do is to use the amount of deviation from the center to gauge the intensity of the things we have discussed in this reading.

Thank you for your confidence in allowing me to do this reading for you. I hope it proves exceedingly helpful to you, and look forward to reading more for you soon.

- Vic DiCara

www.vicdicara.com